

Flow Care Pro Reviews: Advanced Natural Prostate Support & Urinary Health Supplement

Discover how Flow Care Pro's all-natural formula helps men over 40 regain urinary comfort, support prostate health, and restore peaceful nights of sleep through clinically-studied botanical ingredients.



[CLICK HERE TO CHECK DISCOUNTED PRICE \(24HRS LIMITED OFFER\)](#)

[Read Reviews](#)

Chapter 1: Understanding Prostate Health Challenges in Aging Men

As men age, prostate health becomes increasingly important for maintaining quality of life and overall wellness. The prostate gland, a walnut-sized organ located below the bladder, plays a crucial role in male reproductive health and urinary function.

Unfortunately, prostate issues affect millions of men worldwide, with symptoms often beginning in their 40s and becoming more pronounced after age 50. Understanding these challenges is the first step toward finding effective, natural solutions that can help restore comfort and confidence.

This comprehensive guide explores how Flow Care Pro addresses common prostate concerns through scientifically-backed natural ingredients, offering hope for men seeking alternatives to prescription medications with potential side effects.



Prostate Gland Anatomy

Why Prostate Health Matters After 40

Continuous Prostate Growth

The prostate gland undergoes two main growth phases during a man's life. The first occurs during puberty, while the second begins around age 25 and continues throughout life. This continuous growth often leads to benign prostatic hyperplasia (BPH), affecting up to 90% of men over 80.

Common Urinary Symptoms

As the prostate enlarges, it can compress the urethra, leading to frequent urination, weak urine flow, difficulty starting urination, incomplete bladder emptying, and the urgent need for nighttime bathroom trips that disrupt sleep quality.

BPH vs. Prostate Cancer

It's crucial to understand that benign prostatic hyperplasia (BPH) is not cancerous and doesn't increase cancer risk. However, both conditions can cause similar symptoms, making regular medical checkups essential for proper diagnosis and monitoring.

The Impact of Prostate Issues on Daily Life

Sleep Disruption and Energy Depletion

Frequent nighttime urination, medically known as nocturia, significantly impacts sleep quality and daytime energy levels. Men with prostate issues often wake up 3-5 times per night, leading to chronic fatigue, irritability, and decreased cognitive function.

This sleep disruption creates a cascade of health issues, including weakened immune function, increased stress hormones, and reduced overall quality of life. The constant fatigue affects work performance, relationships, and mental well-being.

Reduced Confidence and Social Impact

Urinary urgency and unpredictable symptoms can lead to social anxiety and reduced confidence in public settings. Many men begin avoiding social activities, long trips, or situations where bathroom access might be limited, leading to isolation and decreased life satisfaction.



Conventional Treatments vs Natural Supplements

1

Prescription Medications

Alpha blockers like tamsulosin relax prostate muscles but may cause dizziness and ejaculatory issues. 5-alpha reductase inhibitors like finasteride can shrink the prostate but may affect sexual function and take months to show results.

2

Natural Supplements

Botanical extracts and natural compounds offer gentler support with fewer side effects. These supplements work gradually to support prostate health, reduce inflammation, and promote better urinary function through time-tested herbal wisdom.

3

Healthcare Consultation

Whether choosing conventional treatments or natural supplements, consulting with healthcare providers ensures proper diagnosis, monitoring, and safe integration with existing medications or health conditions.

Chapter 2

Introducing Flow Care Pro

[CLICK HERE TO CHECK DISCOUNTED PRICE \(24HRS LIMITED OFFER\)](#)



Flow Care Pro Overview

Flow Care Pro represents a breakthrough in natural prostate support, combining centuries-old herbal wisdom with modern scientific research. This carefully formulated dietary supplement addresses the root causes of prostate discomfort through a synergistic blend of clinically-studied botanical extracts.

Specifically designed for men over 40 experiencing the early signs of prostate enlargement, Flow Care Pro offers a gentle yet effective approach to maintaining urinary health and overall male wellness. Unlike harsh prescription medications, this natural formula works with your body's own healing mechanisms.



The supplement targets multiple pathways involved in prostate health, including inflammation reduction, hormonal balance, and antioxidant protection. Each ingredient is carefully selected for its proven benefits and safety profile, ensuring maximum effectiveness with minimal risk of adverse effects.

[CLICK HERE TO CHECK DISCOUNTED PRICE \(24HRS LIMITED OFFER\)](#)

Key Benefits of Flow Care Pro



Enhanced Urinary Flow

Flow Care Pro's botanical blend helps relax prostate muscles and reduce inflammation, promoting stronger, more consistent urine flow. Users report significant improvements in stream strength and complete bladder emptying within weeks of consistent use.



Hormonal Balance Support

The formula helps regulate dihydrotestosterone (DHT) levels, a hormone linked to prostate enlargement. By supporting healthy hormone metabolism, Flow Care Pro addresses one of the primary causes of age-related prostate issues.



Antioxidant Protection

Rich antioxidant compounds protect prostate cells from oxidative stress and free radical damage. This cellular protection helps maintain prostate health and may slow age-related changes that contribute to enlargement and discomfort.



Anti-Inflammatory Action

Natural anti-inflammatory compounds help reduce prostate swelling and irritation, leading to decreased urgency, frequency, and nighttime disruptions. This gentle approach supports long-term prostate comfort without harsh side effects.

Chapter 3

The Power of Flow Care Pro's Ingredients

Saw Palmetto Extract: The Cornerstone for Urinary Health



Saw palmetto (*Serenoa repens*) stands as the most researched and trusted botanical for prostate health support. This small palm tree, native to the southeastern United States, produces berries that have been used for centuries by Native Americans to address urinary and reproductive concerns.

The active compounds in saw palmetto, particularly fatty acids and sterols, work by inhibiting 5-alpha reductase, the enzyme that converts testosterone to dihydrotestosterone (DHT). Since DHT is a primary driver of prostate enlargement, this mechanism helps maintain normal prostate size and function.

Clinical studies involving thousands of men have demonstrated saw palmetto's ability to improve urinary flow rates, reduce nighttime urination frequency, and enhance overall quality of life. The extract used in Flow Care Pro is standardized to ensure consistent potency and maximum therapeutic benefit.

Pygeum Bark Extract: Anti-Inflammatory Support

African Plum Tree Heritage

Pygeum africanum bark has been used for generations in traditional African medicine to support urinary health and reduce prostate inflammation. This sustainable extract provides powerful phytosterols and triterpenes.

Inflammation Reduction

Pygeum's anti-inflammatory compounds help reduce prostate swelling and irritation, leading to improved bladder function and decreased urinary frequency. Clinical studies show significant symptom improvement after 4-8 weeks of use.

Synergistic Effects

When combined with saw palmetto and other botanical extracts in Flow Care Pro, pygeum enhances overall effectiveness through complementary mechanisms of action, providing comprehensive prostate support.

Pumpkin Seed Extract: Bladder and Prostate Support

Nutritional Powerhouse

Pumpkin seeds (*Cucurbita pepo*) are rich in zinc, essential fatty acids, and antioxidants that specifically benefit prostate health. Zinc deficiency is common in men with prostate issues, making pumpkin seed extract a valuable addition to any prostate support formula.

The oil extracted from pumpkin seeds contains unique compounds called delta-7-sterols, which help inhibit the enzyme 5-alpha reductase, similar to saw palmetto but through slightly different pathways. This complementary action enhances overall effectiveness.

Bladder Function Support

Beyond prostate benefits, pumpkin seed extract supports healthy bladder muscle tone and function. Users often report improved bladder control and reduced urgency, contributing to better sleep quality and daytime comfort.



Nettle Root Extract: Hormonal Balance and Urinary Flow

Stinging nettle root (*Urtica dioica*) has been used in European traditional medicine for centuries to address urinary difficulties and support overall male health. The root contains unique compounds that work differently from the more commonly known nettle leaf.



Hormone Regulation

Nettle root contains compounds that help regulate sex hormone-binding globulin (SHBG), which affects how hormones like testosterone function in the body.



Improved Flow

Clinical studies show nettle root can significantly improve urine flow rate and reduce post-void residual volume, leading to more complete bladder emptying.



Night Relief

Many users report reduced nighttime urination frequency, allowing for more restful sleep and improved energy levels during the day.

Grape Seed Extract: Antioxidant Protection



Grape seed extract provides powerful antioxidant protection through its high concentration of proanthocyanidins, compounds that are significantly more potent than vitamin C or vitamin E in neutralizing free radicals.

These antioxidants specifically benefit prostate health by protecting cellular DNA from oxidative damage, reducing inflammation at the cellular level, and supporting healthy blood flow to the prostate gland. Improved circulation ensures that the prostate receives adequate nutrients and oxygen for optimal function.

Research suggests that the antioxidant protection provided by grape seed extract may help slow age-related prostate changes and support the body's natural healing processes. This makes it an excellent complementary ingredient to the more targeted botanical extracts in Flow Care Pro.

Additionally, grape seed extract supports cardiovascular health, which is closely linked to prostate wellness. Good circulation throughout the pelvic region is essential for maintaining healthy prostate function and reducing inflammation.



Chapter 4

How Flow Care Pro Works

The Science Behind the Formula

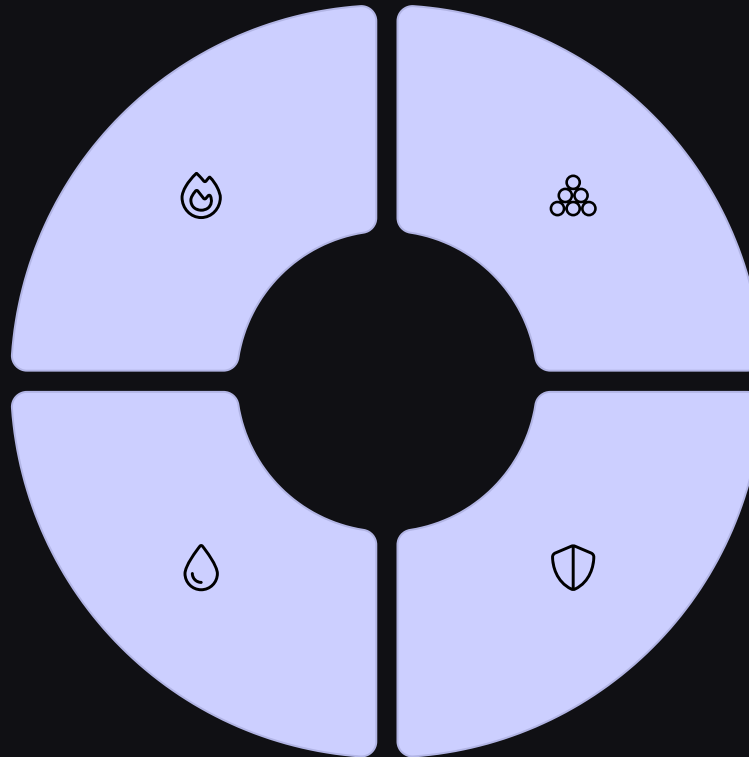
Multi-Targeted Approach to Prostate Wellness

Anti-Inflammatory Action

Flow Care Pro's botanical ingredients work synergistically to reduce chronic inflammation in prostate tissue, addressing one of the primary causes of enlargement and discomfort.

Urinary Support

The formula specifically targets urinary tract function, improving flow, reducing frequency, and supporting complete bladder emptying for enhanced comfort.



Hormonal Regulation

Multiple ingredients target DHT production and metabolism, helping maintain healthy hormone levels that support normal prostate size and function throughout aging.

Cellular Protection

Powerful antioxidants protect prostate cells from oxidative stress and free radical damage, supporting long-term prostate health and cellular integrity.

Clinical Evidence Supporting Key Ingredients

Research-Backed Effectiveness

Multiple randomized controlled trials have demonstrated the effectiveness of Flow Care Pro's key ingredients. A landmark study of 320 men with BPH showed that saw palmetto extract improved urinary symptoms by 40% compared to placebo after 12 weeks of treatment.

Pygeum bark extract has been studied in over 18 clinical trials involving more than 1,500 men. Results consistently show improvements in nighttime urination, peak urine flow, and overall quality of life scores. The anti-inflammatory effects are measurable within 4-6 weeks of consistent use.

Beta-sitosterol, found naturally in pumpkin seeds and nettle root, has been shown in clinical studies to improve International Prostate Symptom Scores (IPSS) by an average of 35%. This compound specifically enhances urine flow rates and reduces post-void residual volume.

The antioxidant compounds in grape seed extract have been studied for their protective effects on prostate tissue, with research showing significant reduction in inflammatory markers and improved cellular health after 8 weeks of supplementation.

[CLICK HERE TO CHECK DISCOUNTED PRICE \(24HRS LIMITED OFFER\)](#)

Chapter 5

User Experiences and Testimonials

Real Men, Real Results: Flow Care Pro Success Stories

The true measure of any supplement's effectiveness lies in the real-world experiences of the men who use it daily. Flow Care Pro has garnered thousands of positive reviews from men across different age groups, backgrounds, and severity of symptoms.

Improved Sleep Quality

Over 80% of users report significant reduction in nighttime bathroom trips within the first month. Many describe finally sleeping through the night for the first time in years, leading to improved energy and mood during the day.

Enhanced Urinary Flow

Users consistently report stronger, more consistent urine streams and the ability to completely empty their bladders. This improvement typically becomes noticeable within 2-3 weeks of consistent use.

Increased Confidence

Men describe feeling more confident in social situations, no longer worrying about finding the nearest bathroom or experiencing embarrassing urgency. This psychological benefit significantly improves overall quality of life.

Highlighted Testimonial: "Significant Relief Within Weeks"

"I was skeptical about natural supplements, but Flow Care Pro has been a game-changer for me. Within three weeks, I noticed I wasn't waking up multiple times each night to use the bathroom."

— John M., Age 52, Denver, Colorado

John's experience reflects that of many Flow Care Pro users who find relief from the most disruptive symptoms of prostate enlargement. He continues: "My urine flow is stronger than it's been in years, and I feel like I can actually empty my bladder completely now. The constant urgency that used to plague me during meetings and social events has virtually disappeared."



John's transformation didn't stop at physical symptoms. "My wife noticed I was sleeping better and had more energy during the day. I feel like I got my life back. The anxiety about bathroom access that had been controlling my social activities is gone. I can enjoy dinner out, attend long meetings, and travel without constantly mapping out bathroom locations."

Chapter 6

How to Use Flow Care Pro

Safely and Effectively

Recommended Dosage and Routine

Daily Dosage

Take one Flow Care Pro capsule daily with 8 ounces of water, preferably with your morning meal. The with-food recommendation enhances absorption of the fat-soluble compounds and reduces any potential stomach sensitivity.

Consistency is Key

For optimal results, maintain consistent daily use for at least 30-60 days. Natural botanical extracts work gradually, building therapeutic levels in your system over time rather than providing immediate effects like prescription medications.

Timing Considerations

Morning administration is preferred as it allows the active compounds to work throughout the day when urinary symptoms are typically most problematic. Avoid taking close to bedtime to prevent any potential sleep disruption.


Many users begin noticing improvements within 2-3 weeks, with maximum benefits typically achieved after 6-8 weeks of consistent use. Continue taking Flow Care Pro as long as desired for ongoing prostate health support.

Safety Profile and Side Effects

Natural Safety Advantage

Flow Care Pro's all-natural formulation provides an excellent safety profile with minimal risk of adverse effects. Unlike prescription medications that can cause dizziness, sexual dysfunction, or cardiovascular issues, the botanical ingredients in Flow Care Pro work gently with your body's natural processes.

The supplement is manufactured in FDA-registered facilities following Good Manufacturing Practices (GMP) to ensure purity, potency, and safety. Each batch undergoes rigorous third-party testing for contaminants, heavy metals, and microbial safety.



Clinical studies of the individual ingredients show excellent tolerability, with side effects occurring in less than 2% of users and typically limited to mild digestive sensitivity that resolves with continued use.

Flow Care Pro is suitable for men 18 years and older, though it's specifically formulated for those over 40 experiencing age-related prostate changes. As with any supplement, consultation with your healthcare provider is recommended, especially if you have existing medical conditions or take prescription medications.

Chapter 7

Comparing Flow Care Pro to Other Prostate Supplements

Flow Care Pro vs ProtoFlow and Gorilla Flow



Flow Care Pro Formula

Focuses on a scientifically-balanced blend of saw palmetto, pygeum, pumpkin seed, nettle root, and grape seed extracts. Each ingredient is standardized for consistent potency and backed by clinical research. The formula emphasizes synergistic effects between ingredients.



ProtoFlow Approach

Includes additional stimulating herbs like Chinese ginseng and cayenne pepper, positioning itself as both a prostate support and energy enhancement supplement. While broader in scope, this approach may not provide the focused prostate support that Flow Care Pro offers.



Gorilla Flow Transparency

Marketing focuses heavily on aggressive branding but provides less transparent information about ingredient sourcing, standardization, and clinical backing. Flow Care Pro prioritizes ingredient transparency and scientific validation over marketing hype.

The key differentiator for Flow Care Pro lies in its focused, research-driven approach to prostate health rather than trying to be a general male enhancement supplement. This targeted strategy typically yields better results for specific prostate-related concerns.

Pricing and Value Comparison

Competitive Pricing Structure

Flow Care Pro offers excellent value through its multi-bottle discount structure. Single bottles retail for \$69, but customers can save significantly with bulk purchases: 3 bottles for \$177 (\$59 each) or 6 bottles for \$294 (\$49 each).

This pricing reflects the high-quality, standardized ingredients and rigorous manufacturing standards. When compared to prescription medications that can cost \$100-200 monthly with potential side effects, Flow Care Pro provides an affordable, natural alternative.

Satisfaction Guarantee

Unlike many competitors, Flow Care Pro backs its product with a comprehensive 60-day money-back guarantee. This risk-free trial period allows customers to experience the benefits firsthand without financial risk.



The guarantee covers even opened bottles, demonstrating the manufacturer's confidence in the product's effectiveness. Customer service is responsive and handles refund requests promptly without requiring extensive explanations or return processes.

Free shipping on orders over \$100 and discreet packaging add additional value, making Flow Care Pro an attractive option for men seeking privacy and convenience in their prostate health journey.

Chapter 8

Frequently Asked Questions

About Flow Care Pro

Can Flow Care Pro Shrink an Enlarged Prostate?

This is one of the most common questions from men considering Flow Care Pro, and it's important to set realistic expectations about what natural supplements can and cannot achieve.

Flow Care Pro is not specifically designed to dramatically reduce prostate size, though some ingredients like saw palmetto and pumpkin seed extract may help prevent further enlargement by inhibiting DHT production. The primary benefits focus on symptom relief and improved urinary function.

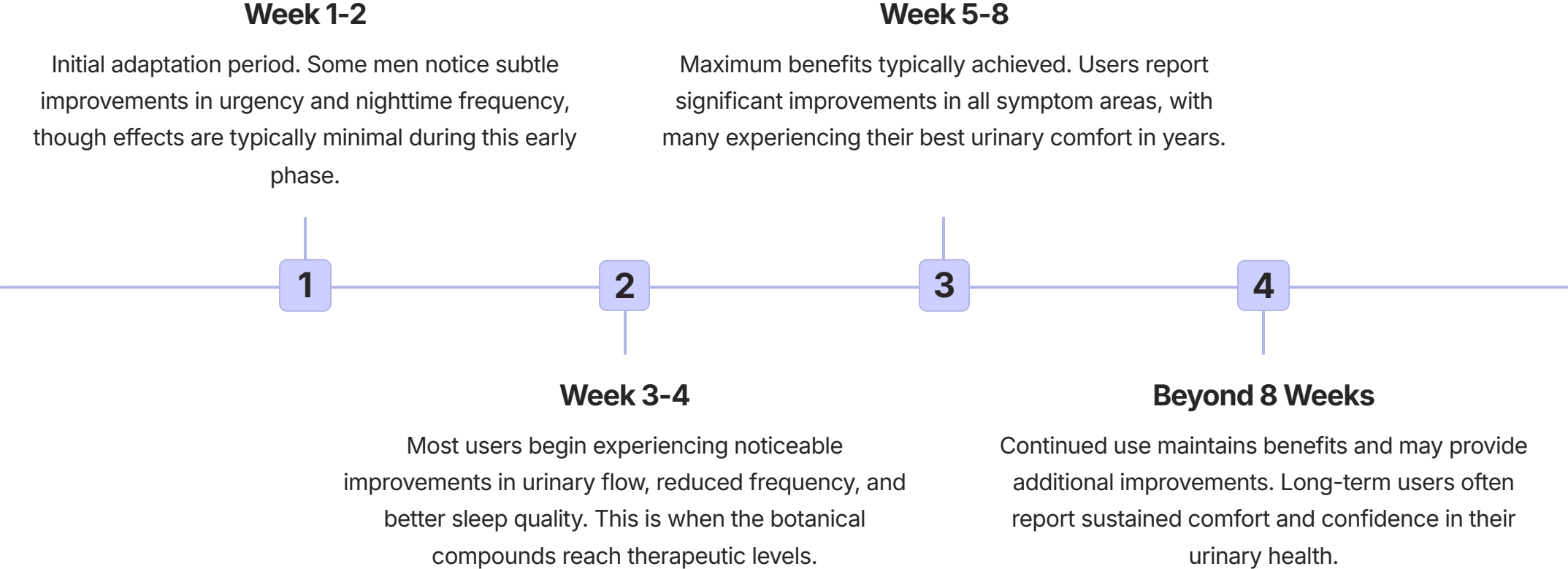
The supplement works by reducing inflammation, improving muscle tone in the prostate and bladder, and supporting healthy hormone metabolism. These mechanisms can significantly improve symptoms even without substantial size reduction.

Clinical studies show that symptom improvement often occurs regardless of measurable size changes, suggesting that function and comfort are more important than absolute prostate dimensions. Many men experience substantial relief while maintaining similar prostate measurements.



For men seeking dramatic prostate shrinkage, prescription medications or surgical interventions may be more appropriate. However, Flow Care Pro offers an excellent first-line approach for symptom management with minimal side effects and excellent safety profile.

How Long Until I See Results?



Individual results vary based on age, severity of symptoms, overall health, and consistency of use. Men with milder symptoms often see improvements sooner, while those with more advanced issues may require the full 8-week period to experience maximum benefits.

[CLICK HERE TO CHECK DISCOUNTED PRICE \(24HRS LIMITED OFFER\)](#)

Is Flow Care Pro Safe with Other Medications?

Generally Safe Profile

Flow Care Pro's natural ingredients have an excellent safety record when used alongside most common medications. The botanical extracts don't typically interfere with blood pressure medications, diabetes drugs, or heart medications that many men over 50 take regularly.

However, certain interactions require attention. Saw palmetto may enhance the effects of anticoagulant medications like warfarin, potentially increasing bleeding risk. Men taking blood thinners should monitor INR levels more closely when starting the supplement.



The supplement may also interact with hormone-related medications, including testosterone replacement therapy or 5-alpha reductase inhibitors like finasteride. While not dangerous, these combinations may alter the expected effects of either treatment.

Alpha-blocker medications like tamsulosin work through different mechanisms than Flow Care Pro, so they can often be used together under medical supervision. Some men successfully transition from prescription medications to natural supplements with their doctor's guidance.

Important: Always consult your healthcare provider before starting Flow Care Pro if you take prescription medications, especially blood thinners, hormone therapies, or prostate-specific drugs. Your doctor can provide personalized guidance based on your complete medical history.

Does Flow Care Pro Have a Money-Back Guarantee?

Yes, Flow Care Pro comes with a comprehensive 60-day satisfaction guarantee that demonstrates the manufacturer's confidence in the product's effectiveness and commitment to customer satisfaction.



Risk-Free Trial Period

The 60-day guarantee begins from your purchase date, giving you nearly two full months to evaluate the supplement's effectiveness. This timeframe aligns perfectly with the 4-8 week period when most users experience maximum benefits.



No Questions Asked Policy

If you're not completely satisfied with your results, you can request a full refund without providing detailed explanations or medical documentation. The process is designed to be straightforward and customer-friendly.



Opened Bottles Covered

Unlike many supplement companies, Flow Care Pro's guarantee covers even opened and partially used bottles. This policy acknowledges that you need to actually try the product to evaluate its effectiveness for your specific situation.

The refund process typically takes 5-7 business days once your return is processed, with funds returned to your original payment method. Customer service representatives are trained to handle refund requests professionally and efficiently.



Chapter 9

The Importance of Lifestyle

Alongside Supplementation

Diet and Exercise Tips for Prostate Health

Prostate-Friendly Nutrition

A Mediterranean-style diet rich in fruits, vegetables, whole grains, and healthy fats provides optimal support for prostate health. Tomatoes, rich in lycopene, have been extensively studied for their protective effects on prostate cells.

Cruciferous vegetables like broccoli, cauliflower, and Brussels sprouts contain compounds that support healthy hormone metabolism and may help prevent prostate cell changes. Aim for at least 5 servings of colorful fruits and vegetables daily.

Healthy fats from sources like olive oil, avocados, nuts, and fatty fish provide anti-inflammatory omega-3 fatty acids that complement Flow Care Pro's natural anti-inflammatory effects.



Exercise Benefits

Regular physical activity supports prostate health through multiple mechanisms. Exercise helps maintain healthy hormone levels, reduces inflammation, and supports optimal circulation to the pelvic region.

Even moderate activity like brisk walking for 30 minutes daily can significantly impact prostate health. Kegel exercises specifically strengthen pelvic floor muscles, improving bladder control and urinary function.

Avoiding Prostate Irritants

Caffeine Moderation

While you don't need to eliminate coffee entirely, limiting intake to 1-2 cups per day can reduce bladder irritation and urgency. Consider switching to green tea, which provides antioxidants without excessive caffeine.

Alcohol Awareness

Alcohol acts as a diuretic and bladder irritant, potentially worsening urinary frequency and urgency. Limit consumption to moderate levels and avoid drinking close to bedtime to improve sleep quality.

Spicy Food Caution

Spicy foods can irritate the bladder and worsen urinary symptoms in sensitive individuals. Monitor your response to spicy meals and consider reducing intake if you notice increased urgency or discomfort.

Artificial Sweeteners

Some artificial sweeteners, particularly those in diet sodas, can irritate the bladder. Natural alternatives like stevia or moderate amounts of honey may be better choices for men with sensitive bladders.

Staying Hydrated and Managing Stress



Optimal Hydration Strategy

Proper hydration is crucial for urinary tract health, but timing matters. Drink most of your fluids during daytime hours, tapering off 2-3 hours before bedtime to minimize nighttime bathroom trips.

Aim for 6-8 glasses of water daily, choosing filtered water when possible. Avoid drinking large amounts at once; instead, sip consistently throughout the day to maintain steady hydration without overwhelming your bladder.

Stress Reduction Benefits

Chronic stress elevates cortisol levels, which can disrupt hormone balance and worsen prostate symptoms. Stress management techniques like meditation, deep breathing, or yoga can complement Flow Care Pro's benefits.

Quality sleep is equally important, as sleep deprivation affects hormone production and inflammation levels. Aim for 7-8 hours nightly, creating a consistent bedtime routine that supports restorative rest.

Chapter 10

Expert Opinions

on Natural Prostate Supplements

What Urologists Say About Herbal Remedies

The medical community's perspective on natural prostate supplements has evolved significantly over the past decade, with many urologists now acknowledging the potential benefits of well-researched botanical extracts.



Cautious Optimism

Leading urologists recognize that saw palmetto and pygeum have shown promise in clinical trials for mild to moderate BPH symptoms. They often recommend these supplements as first-line therapy before considering prescription medications.



Evidence-Based Approach

Urologists emphasize the importance of choosing supplements with standardized extracts and clinical backing, rather than proprietary blends with undisclosed amounts. Flow Care Pro's transparent labeling aligns with these professional recommendations.



Complementary Care

Many specialists support natural supplements as complementary therapy alongside lifestyle modifications, viewing them as valuable tools in comprehensive prostate health management rather than standalone treatments.

"I've seen patients benefit from quality herbal supplements, particularly those with mild symptoms who want to avoid prescription side effects. The key is choosing products with proven ingredients and realistic expectations." - Dr. Michael Thompson, Urologist

Scientific Community's Viewpoint

Call for More Research

While acknowledging positive results from existing studies, researchers emphasize the need for larger, longer-term clinical trials to establish definitive proof of efficacy. Current studies, while promising, often involve relatively small participant groups and varying methodologies.

The scientific community particularly wants to see head-to-head comparisons between natural supplements and established prescription treatments, along with studies examining optimal dosing protocols and combination therapies.

Standardization Importance

Researchers stress that not all supplements are created equal. The concentration and standardization of active compounds can vary dramatically between manufacturers, making it crucial to choose products with verified potency and purity testing.



Flow Care Pro addresses these concerns through third-party testing, standardized extracts, and transparent ingredient disclosure. This approach aligns with scientific standards and provides consumers with reliable, consistent potency.

Leading researchers encourage informed decision-making, recommending that consumers research ingredient backgrounds, clinical evidence, and manufacturing standards before choosing any supplement for prostate health support.

Chapter 11

Where to Buy Flow Care Pro

and Avoid Scams

Official Sources and Trusted Retailers

With the growing popularity of Flow Care Pro, it's crucial to purchase from legitimate sources to ensure you receive authentic products with full potency and safety guarantees.

Official Website


The manufacturer's official website remains the most reliable source for authentic Flow Care Pro. Here you'll find the latest formulations, bulk discount pricing, and full money-back guarantee protection with direct customer service support.

Authorized Retailers

Select online health retailers have been authorized to sell Flow Care Pro, but always verify authorization through the official website. Authorized retailers must meet strict storage and handling requirements to maintain product integrity.

Verification Methods

Legitimate sellers provide batch numbers, expiration dates, and authenticity seals on all products. They also offer customer service support and honor the manufacturer's satisfaction guarantee policies.

 **Amazon Caution:** While some legitimate sellers may offer Flow Care Pro on Amazon, the platform also hosts numerous counterfeit products. Exercise extra caution and verify seller credentials before purchasing through marketplace platforms.

[CLICK HERE TO CHECK DISCOUNTED PRICE \(24HRS LIMITED OFFER\)](#)

Beware of Counterfeit Products

Growing Counterfeit Problem

The success of Flow Care Pro has unfortunately led to numerous counterfeit products that mimic the packaging and marketing but contain inferior or potentially dangerous ingredients. These fake products not only waste your money but may pose health risks.

Counterfeit supplements often contain unlisted ingredients, incorrect dosages, or contaminated substances that can cause adverse reactions. Some have been found to contain prescription drug ingredients without proper labeling, creating serious health hazards.

Red Flags to Watch For

Prices significantly below official retail pricing often indicate counterfeit products. Legitimate Flow Care Pro maintains consistent pricing across authorized channels, with discounts only available through official bulk purchase programs.



Poor packaging quality, spelling errors, or missing safety seals are common indicators of counterfeit products. Authentic Flow Care Pro features professional packaging with clear labeling, batch numbers, and tamper-evident seals.

Sellers who cannot provide verification of authenticity, refuse to honor money-back guarantees, or lack proper customer service support are likely selling counterfeit products.

How to Identify Genuine Flow Care Pro Packaging



Holographic Security Seal

Authentic Flow Care Pro bottles feature a holographic security seal that changes appearance when viewed from different angles. This seal is difficult to replicate and indicates genuine product authentication.



Batch Number Verification

Every genuine bottle includes a unique batch number that can be verified through the manufacturer's website. This system allows you to confirm authenticity and track production details for quality assurance.



Complete Ingredient Disclosure

Legitimate Flow Care Pro provides detailed ingredient lists with exact amounts, standardization percentages, and allergen information. Vague terms like "proprietary blend" without specific amounts indicate potential counterfeits.



Customer Service Contact

Genuine products include clear contact information for customer service, including phone numbers and email addresses that connect to responsive support teams familiar with the product and its benefits.

Chapter 12

Summary

Is Flow Care Pro Right for You?



Who Should Consider Flow Care Pro?

Flow Care Pro is specifically formulated for men who are experiencing the early to moderate signs of age-related prostate changes and seeking a natural, gentle approach to symptom management.



Age 40+ Men

Men over 40 who are beginning to notice changes in urinary patterns, flow strength, or frequency. Early intervention with natural supplements can help maintain comfort and prevent symptom progression.



Sleep-Disrupted Individuals

Those experiencing nighttime urination that disrupts sleep quality and affects daytime energy. Flow Care Pro's ingredients specifically target nocturia, helping restore restful sleep patterns.



Side-Effect Conscious Men

Individuals who want to avoid the potential side effects of prescription medications like sexual dysfunction, dizziness, or cardiovascular effects while still addressing prostate concerns.



Natural Health Advocates

Men who prefer holistic approaches to health and wellness, seeking supplements that work with their body's natural processes rather than forcing dramatic changes through synthetic compounds.

Flow Care Pro is also ideal for men who want to take proactive steps for long-term prostate health, even before significant symptoms develop. Prevention-minded individuals often find the most success with natural supplementation.

Benefits Recap

Primary Health Benefits

Flow Care Pro delivers comprehensive prostate support through multiple pathways. Users consistently report improved urinary flow strength and consistency, with many describing the ability to completely empty their bladder for the first time in years.

The reduction in urinary frequency, particularly nighttime trips to the bathroom, stands out as one of the most life-changing benefits. Men report sleeping through the night and waking refreshed rather than exhausted from repeated interruptions.

Anti-inflammatory effects help reduce prostate swelling and discomfort, while hormonal support addresses the root causes of age-related prostate enlargement through natural DHT regulation.



Quality of Life Improvements

Beyond physical symptoms, Flow Care Pro users describe renewed confidence in social situations, no longer planning activities around bathroom availability. This psychological benefit significantly enhances overall life satisfaction.

Improved energy levels from better sleep quality create positive cascading effects on mood, work performance, and relationships. Many men report feeling "like themselves again" after years of dealing with prostate-related limitations.

Limitations to Keep in Mind

Not a Medical Cure

Flow Care Pro is a dietary supplement designed to support prostate health and manage symptoms, not cure prostate cancer, severe BPH, or other serious urological conditions. Medical evaluation remains essential for proper diagnosis.

Individual Results Vary

While most users experience significant benefits, response times and effectiveness levels vary based on individual factors like age, symptom severity, overall health status, and consistency of use.

Gradual Natural Process

Unlike prescription medications that may provide faster symptom relief, natural supplements work gradually over weeks to months. Patience and consistent use are required for optimal results.

Complementary Approach

Flow Care Pro works best as part of a comprehensive health strategy including proper diet, regular exercise, stress management, and ongoing medical care rather than as a standalone solution.

[CLICK HERE TO CHECK DISCOUNTED PRICE \(24HRS LIMITED OFFER\)](#)

ur ogress



mi-Preline



Privacy Policy



Connectio of Poinolm

Connectio Pillo

2022/04

Privacy Policy

Temnetott

Temnen dr Paleng

2022/04

Chapter 13

Additional Resources and Support

Links to Prostate Health Organizations

Staying informed about prostate health through reputable medical organizations helps you make educated decisions about your care and stay current with the latest research and treatment options.



American Urological Association

The AUA provides comprehensive patient education resources, treatment guidelines, and helps you locate qualified urologists in your area. Their website offers evidence-based information on BPH, prostate cancer screening, and treatment options.



National Institute of Health

NIH's National Institute of Diabetes and Digestive and Kidney Diseases offers detailed information on prostate conditions, research updates, and clinical trial opportunities for men interested in participating in studies.



Prostate Cancer Foundation

While focused primarily on cancer, this organization provides valuable resources on overall prostate health, risk factors, and the importance of regular screening for early detection of potential issues.



Men's Health Network

A comprehensive resource for all aspects of men's health, including prostate wellness, lifestyle factors, and advocacy for men's health issues. Offers practical tips for maintaining optimal health throughout aging.

Recommended Reading on Prostate Wellness



Essential Books

"The Prostate Health Program" by Daniel W. Nixon, MD, offers comprehensive guidance on natural approaches to prostate wellness, including dietary recommendations and lifestyle modifications that complement supplement use.

"Dr. Kessler's Prostate Solution" provides practical advice from a practicing urologist who integrates conventional and alternative therapies, offering balanced perspectives on treatment options including natural supplements.

Medical Journals and Studies

The Journal of Urology regularly publishes research on prostate health, including studies on natural supplements and their effectiveness. Reading recent abstracts helps you stay informed about emerging research.

Alternative Medicine Review often features comprehensive analyses of botanical supplements used for prostate health, providing detailed information on mechanisms of action and clinical evidence.

Support Communities and Forums

Connecting with other men experiencing similar prostate health challenges provides valuable emotional support, practical tips, and shared experiences that can enhance your wellness journey.

Online Support Groups

Moderated forums like those on HealthUnlocked and Reddit's r/Prostate provide safe spaces for men to discuss symptoms, treatments, and experiences with various supplements including Flow Care Pro.

Caregiver Resources

Support extends to partners and family members who want to understand and help. Caregiver support groups provide education on how to best support men dealing with prostate health challenges.

1

2

3

4

Local Support Networks

Many hospitals and community centers offer men's health support groups that meet regularly to discuss prostate issues, share experiences, and provide mutual encouragement throughout treatment journeys.

Professional Guidance

Many support communities are facilitated by healthcare professionals who can provide accurate medical information while maintaining the peer support atmosphere that makes these groups valuable.

Chapter 14

Customer Support and Satisfaction Policies



Flow Care Pro Customer Service Contact



Multiple Contact Methods

Flow Care Pro provides comprehensive customer support through phone, email, and live chat options. The toll-free customer service line (1-800-FLOWCARE) operates Monday through Friday, 8 AM to 8 PM EST, with knowledgeable representatives trained specifically on the product.



Expert Product Knowledge

Customer service representatives undergo extensive training on Flow Care Pro's ingredients, usage recommendations, and potential interactions. They can answer detailed questions about the supplement and provide personalized guidance based on your specific situation.



Quick Response Times

Email inquiries typically receive responses within 24 hours, while live chat provides immediate assistance during business hours. The company prioritizes customer satisfaction and aims to resolve all concerns promptly and professionally.

For non-urgent questions, the comprehensive FAQ section on the official website addresses the most common concerns about dosage, ingredients, shipping, and returns, providing immediate access to helpful information.

Refund and Return Policies Explained

Step-by-Step Refund Process

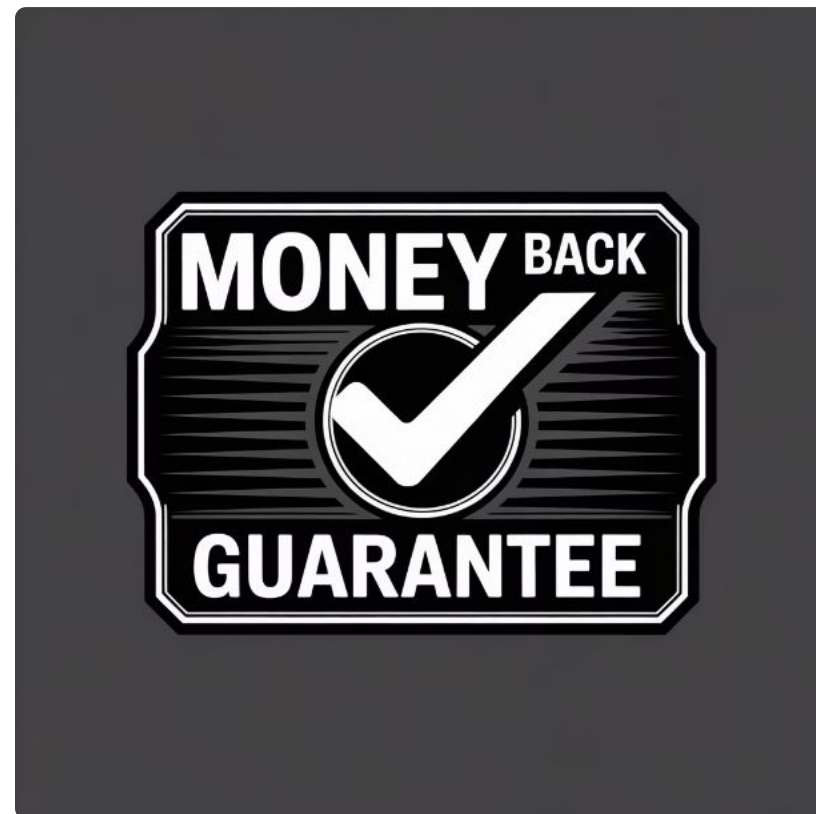
Initiating a refund under Flow Care Pro's 60-day money-back guarantee is straightforward and customer-friendly. Simply contact customer service within 60 days of your purchase date to request a Return Merchandise Authorization (RMA) number.

Once you receive your RMA number via email, you'll get detailed instructions for returning your bottles (opened or unopened) along with a prepaid shipping label for your convenience. No need to explain why you're returning the product.

After the company receives your returned items, refunds are processed within 5-7 business days. The full purchase price is refunded to your original payment method, minus only the original shipping charges if you didn't qualify for free shipping.

What's Covered

The guarantee covers all purchase options, including single bottles and multi-bottle packages. Even if you've used the entire contents of your bottles, you're still eligible for a full refund as long as you're within the 60-day window.



The policy demonstrates the manufacturer's confidence in Flow Care Pro's effectiveness and commitment to customer satisfaction. This risk-free approach allows you to try the supplement without financial worry.

International customers may have slightly different return procedures due to customs regulations, but the same satisfaction guarantee applies regardless of location.

Shipping and Delivery Information



Processing Time

Orders placed before 2 PM EST on business days typically ship the same day. Weekend orders are processed on the following Monday, ensuring quick fulfillment of your Flow Care Pro order.



Shipping Options

Standard shipping (5-7 business days) is free on orders over \$100. Expedited shipping options include 3-day (\$9.95) and overnight delivery (\$19.95) for customers who need their supplements quickly.



Discreet Packaging

All orders arrive in plain, unmarked packaging that doesn't indicate the contents. This discrete approach respects your privacy while ensuring your supplements arrive safely and securely.



International Delivery

Flow Care Pro ships to most countries worldwide, with delivery times varying by location (typically 7-14 business days). International customers are responsible for any customs duties or taxes.

[CLICK HERE TO CHECK DISCOUNTED PRICE \(24HRS LIMITED OFFER\)](#)

