


# HOW TO GET INTO RESEARCH

With your Undergraduate  
Research Ambassadors



## GETTING INTO RESEARCH TIMELINE

Find labs you are interested in joining!

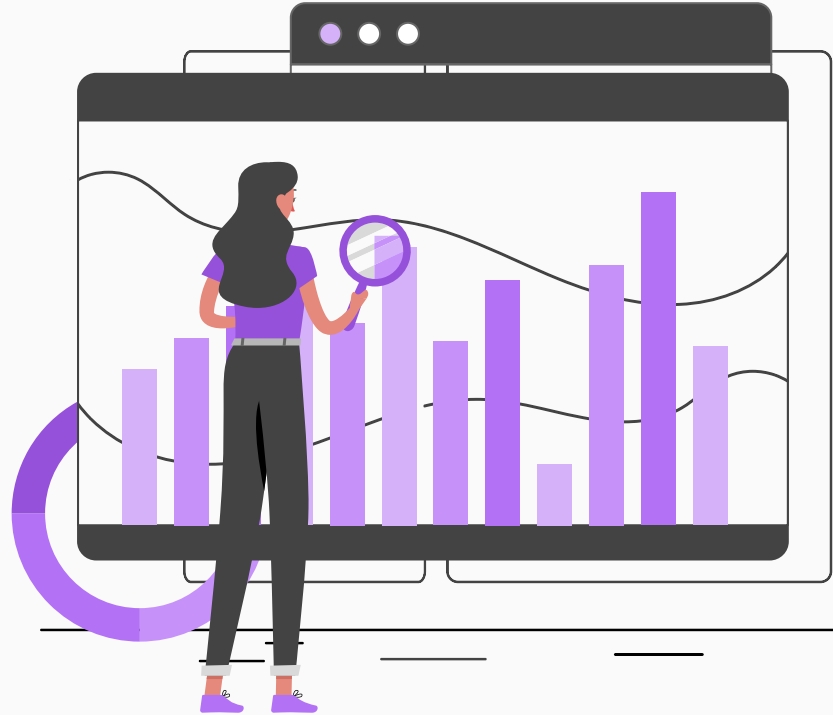
Meet with someone from the lab and (hopefully) make plans for you joining!

Contact the labs you're interested in!

Start your undergraduate research journey!

- Ask Peers involved in research
  - they know how busy their mentors are, how the lab operates, and expectations for undergrad researchers.
- Ask about their workload
  - Do you want that commitment?
- Ask about how this PI mentors: do they guide you through things or encourage independent research?
  - Which one would you prefer?

## IS RESEARCH RIGHT FOR YOU? ASK AROUND.



## FINDING THE RIGHT RESEARCH LAB

### UTILIZE ACADEMIC ADVISORS AND PROGRAMS

- They can offer guidance on faculty to contact in certain specializations
- They may have resources with faculty looking for undergraduate researchers
- Can also have conversations with professors during office hours to learn more about their research

### DEPARTMENT AND ASSOCIATED DEPARTMENT FACULTY PAGE

- Look at the department and associated department faculty ( i.e. neuro can look at bio, psych, BME, etc.)
- Read more on the lab webpage linked to the faculty member's page

### THINK ABOUT RESEARCHERS YOU HAVE SEEN

- Professors, lecturers, Grad student projects, etc.
- Think about the way they teach and their passion for the subject


### RESOURCES : URA AND PAIRME

- Leverage resources at Tech
  - URA: resources to locate labs seeking undergraduates
  - PairMe: free website with listings from Tech faculty

## FINDING A LAB

### Pro Tip : Leverage the Lab's Website

- You can usually locate it on the department website linked to the faculty member's page - *if you can't try a quick google search*
- Check out the lab's current projects - *do they seem interesting to you?*
- Read the lab's publications - *can you see yourself doing this?*
- Watch them speak about their work. (conferences/ lectures)
  - *Do you see yourself thriving working with them?*



## CONTACTING A LAB : PARTS OF AN EMAIL

### YOUR “WHY”

- Communicate the experiences, perspectives, and interactions that have made you interested in their specific lab
- Include academic experiences that will help you succeed as a researcher in their lab
- Include where you found their lab. (advisors, lectures, websites)

### RESUME

- Make sure to include it
- Don't worry if yours is a bit empty
- Leverage resources for Tech on constructing a resume

### MEETING

- Share your general weekly availability
- Communicate the mode you are comfortable meeting in. ( online v. in-person)
- **Focus on getting to know the lab and the projects over getting a position**

\*Make sure to follow any specific guidelines on the lab website “Contact” page, if available, for who to contact/what to include in email

## CONTACTING A LAB



### I. INTRODUCTION

- Briefly tell them about yourself
- Share your specific long term research interest if you have one
- Share how you found out about their lab



### 2.INTEREST

- Talk about specific classes experiences and interactions you have had that make you interested in their work
- Read and talk about a relevant recent publication



### 3.QUALIFICATIONS

- Not necessary but talk about relevant experiences, classes, skills that will help you succeed in their lab.
- Emphasize that you are willing to learn



### 4.INITIATE A MEETING

- Set up a time to talk (be specific)
- Thank them for their time

**Quick Tip:** Emailing graduate students can be helpful in getting more responses since they're less busy than PI's and more likely to be needing direct help from an undergrad

## MEETING WITH LABS

- Be interested! While this can be a bit scary this is for you to learn about them just as much as it is about them learning about you!
- Prepare beforehand. Know your why. Be comfortable talking about their work
- If they suggest you join:
  - Go over your schedule and availability (for this and future semesters)
  - Try to understand expectations, role, and responsibilities early on
  - Learn when lab meetings and journal clubs are
  - Ask for papers and other resources to read/use to prepare
- Start a lab notebook and learn how to use it/take proper notes





## HOW URA CAN HELP!

- URA Office hours
  - 1-on-1 time to get advice and guidance from peer with experience and knowledge on this subject matter
- URA Events
  - Offer connections to get information on commonly asked questions/problems. Connect to faculty/professionals.
- URA Spring Symposium



A decorative graphic on the left side of the slide featuring several purple circles of varying sizes and four purple four-pointed stars scattered across the white background.

Thanks for Coming

A thick, solid purple horizontal bar with a thin black outline, spanning most of the width of the slide.



**EXIT SURVEY!**